

LED Full Cutoff WallPack-3

Outdoor Wall Pack



OVERVIEW	
Lumen Output Range	8607 - 16650
Wattage Range	60W / 120W
Efficacy Range (LPW)	130-152
Weight lbs (kg)	5(2.3)-5.4(2.4)

QUICK LINKS

[Ordering Guide](#)
[Performance](#)
[Photometrics](#)
[Dimensions](#)

FEATURES & SPECIFICATIONS

Construction

- Rugged die-cast aluminum housing for maximum durability and reliability.
- IP65 rated luminaire protects integral components from harsh environments.
- Shipping weight: 6.2 lbs to 6.6 lbs in carton.

Optical System

- Premium engineered IP65 rated acrylic optic assemblies deliver Type III distributions.
- Available in 5000k, 4000k and 3000k color selectable temperatures per
- Minimum CRI of 80.

Electrical

- High-performance driver features short circuit and over temperature protection with integral surge protection (4KV).
- 0-10V dimming (0% - 100%) standard.
- Standard Universal Voltage (120-277 VAC) Input 50/60 Hz.
- Total harmonic distortion: <20%
- Operating temperature: -40°C to +45°C (-40°F to +113°F).

- Power factor: >0.90
- Input power stays constant over life.
- Optional 10KV surge protection device meets a minimum.
- High-efficacy LEDs mounted to metal-core circuit board to maximize heat dissipation.

Controls

- Photocell.
- 3 Power / 3 CCT selectable.

Installation

- Mounting method ships together and can be installed quickly.

Warranty

- Luminaires carry a 5-year limited warranty. Complete warranty terms are located on our website.

Listings

- Listed to UL.
- Suitable for wet Locations.
- IP65 rated Luminaire per.
- DesignLights Consortium® (DLC) qualified product.

LED Full Cutoff WallPack-3

ORDERING GUIDE

[Back to Quick Links](#)

TYPICAL ORDER EXAMPLE: **FWP 3 LED 120 CCT UNV DIM BRZ**

Luminaire Prefix	Light Source	Power&Lumen		Color Temp
FWP3 - Full Cutoff Wall Pack-3	LED	60 - 8607-8700 lms 120 - 15127-16589 lms		CCT - CCT selectable

Voltage	Driver	Finish	Options	Controls (Choose One)
UNV - Universal Voltage (120-277V)	DIM - 0-10V Dimming(0-100%)	BRZ -Bronze WHT -White Option - Custom Color	(Blank) - None SPD - 10kV Surge Protection Device	

PERFORMANCE

[Back to Quick Links](#)

DELIVERED LUMENS*											
Wattage	Distribution	CRI	5000K			4000K			3000K		
			Delivered Lumens	Efficacy	BUG Rating	Delivered Lumens	Efficacy	BUG Rating	Delivered Lumens	Efficacy	BUG Rating
60-48-36W	Type III	83	8700	145	B2-U0-G1	8809	152	B2-U0-G1	8607	144	B2-U0-G1
120-96-72W	Type III	83	16589	140	B3-U0-G2	16650	149	B3-U0-G2	15127	130	B3-U0-G2

*LEDs are frequently updated therefore values are nominal.

ELECTRICAL DATA*				
Wattage	120V	208V	240V	277V
60W	0.52	0.3	0.27	0.231
120W	1.039	0.582	0.501	0.433

*Electrical data at 25C (77F). Actual wattage may differ by +/-0.3%.

RECOMMENDED LUMEN MAINTENANCE (7L-17L)					
Ambient Temperature °C	Cinitial ²	3K hrs. ²	5K hrs. ³	7K hrs. ³	9K hrs. ³
1C-105C	100%	99.23%	98.58%	98%	97.43%

1 - Lumen maintenance values at 25C are calculated per TM-21 based on LM-80 data and in-situ testing.

2 - In accordance with IESNA TM-21-11, Projected Values represent interpolated value based on time durations that are within six times the IESNA LM-80-08 total test duration for the device under testing.

3 - Lumen maintenance values at 25C are calculated per TM-21 based on LM-80 data and in-situ testing times the IESNA LM-80-08 total test duration for the device under testing.



60W



120W

LED Full Cutoff WallPack-3

[Back to Quick Links](#)

PHOTOMETRICS

Luminaire photometry has been conducted by an accredited laboratory in accordance with IESNA LM-79. As specified by IESNA LM-79 the entire luminaire is tested as the source resulting in a luminaire efficiency of 100%.

FWP3 60W

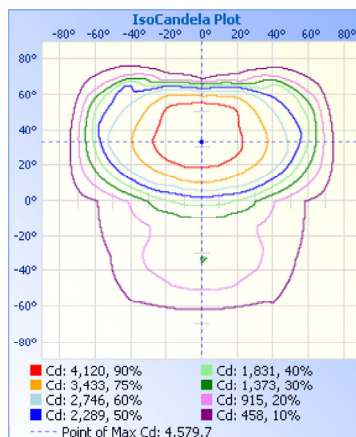
LUMINAIRE DATA

TYPE III Distribution	
Description	5000 Kelvin, 83 CRI
Delivered Lumens	8,700
Watts	60
Efficacy	145
IES Type	TYPE III
BUG Rating	B2-U0-G1

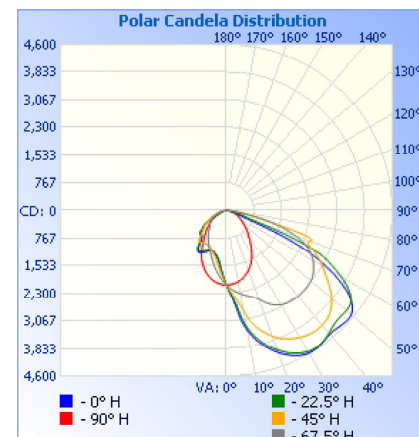
Zonal Lumen Summary

Zone	Lumens	%Luminaire
Low (0-30)°	1935.80	22.30%
Medium (0-60)°	6815.40	80.90%
High (60-90)°	1836.50	19.10%
Very High (70-100)°	600.80	6.9%
Uplight (90-120)°	0	0%
Total Flux	8700	100%

Luminous Intensity Distribution Curve



ISO FOOTCANDLE



FWP3 120W

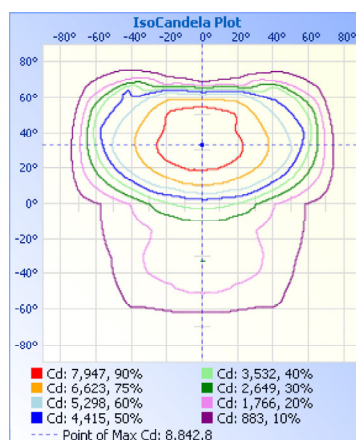
LUMINAIRE DATA

TYPE III Distribution	
Description	5000 Kelvin, 83 CRI
Delivered Lumens	16589
Watts	120
Efficacy	140
IES Type	TYPE III
BUG Rating	B3-U0-G2

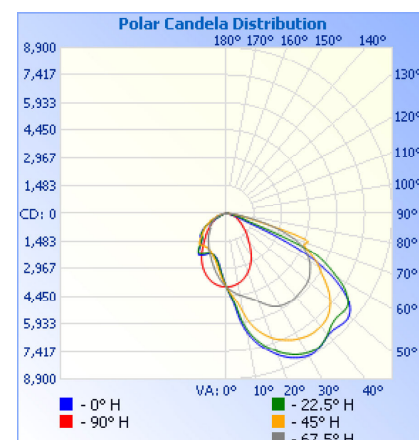
Zonal Lumen Summary

Zone	Lumens	%Luminaire
Low (0-30)°	3723.80	22.40%
Medium (0-60)°	13057.7	78.70%
High (60-90)°	3450.20	20.80%
Very High (70-100)°	1111.30	6.70%
Uplight (90-120)°	0	0%
Total Flux	16589	100%

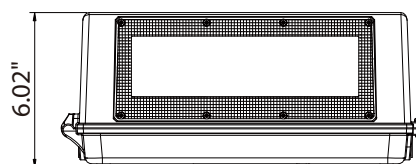
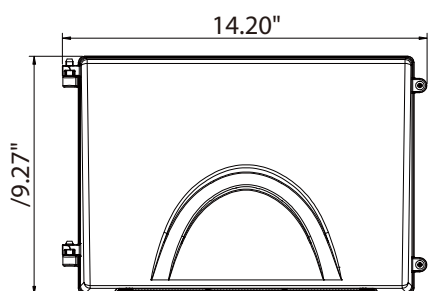
Luminous Intensity Distribution Curve



ISO FOOTCANDLE



60W, 120W



LED Full Cutoff WallPack-3

PRODUCT DIMENSIONS

[Back to Quick Links](#)

PACKAGE

[Back to Quick Links](#)

Power	Items	Size	Qty/ Carton	Lamps Net Weight	Weight/ Carton
60W	Outer box	14.8x11.8x8.6 inch	1 PC	5.0 lbs	6.2 lbs
120W	Outer box	14.8x11.8x8.6 inch	1 PC	5.4 lbs	6.6 lbs

Tolerance of Carton Size: ± 15 MM, Tolerance of Weight: $\pm 10\%$.