



## 5CCT ROUND SLIM PANEL

### DESCRIPTION 3/4/6/inch


slim panel downlight consists of one trim of die-cast body and J-Box with driver. No housing is needed and installation is easy and fast.

### FEATURES

- Replaces legacy CFL, HID or incandescent downlights
- Provides comfortable diffused light with no dark spots
- Dimmable to 10% with a wide array of dimmers
- Pre-wired with poke-in connectors for easy installation
- Clips for secure installation onto existing ceilings

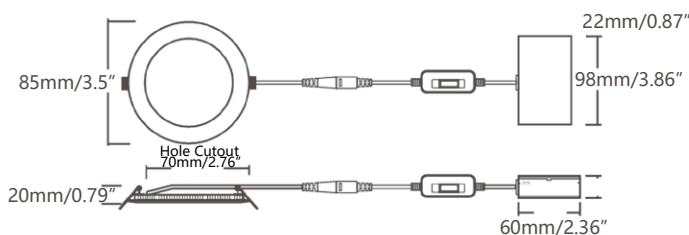
### PERFORMANCE

- 5 CCT selectable version
- CRI: >90
- ETL ES

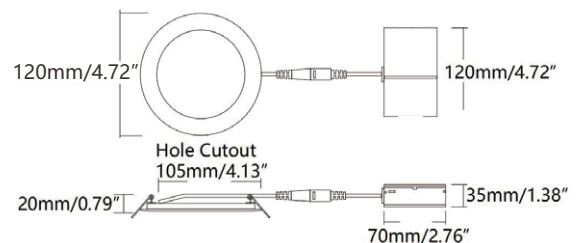


## Dimension:

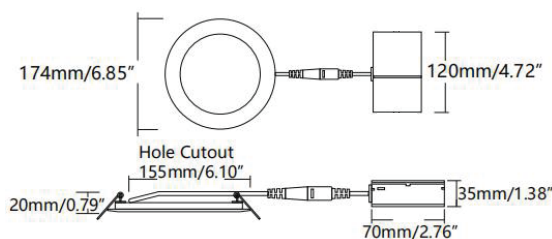
### 3inch



### 4inch



### 6inch



Bright LED 13746 Pike Rd, Missouri City, TX 77489 • [www.brightledtx.com](http://www.brightledtx.com)

(281) 601-1133 • Bright LED All Rights Reserved. Specifications subject to change without notice.

## Installation Steps:

### STEP1:

Turn off the power before installation. Remove the existing bulb and if necessary remove the existing trim. Open the hole on the mounting surface according to the size of fixture.

Fixture Size	3"	4"	6"
Hole Size	3 7/100 inches	4 21/64 inches	6 19/64 inches

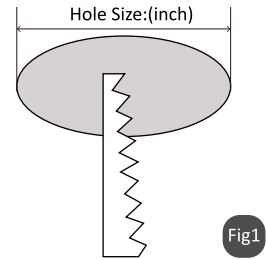


Fig1

### STEP2:

Open the junction box, connect the power cable, as shown in Fig 2.

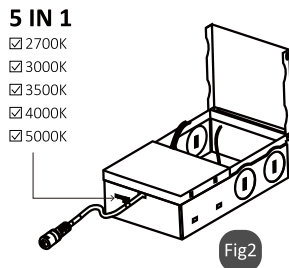


Fig2

### STEP3:

Connect the fixture with power cable and the junction box, as shown in Fig3.

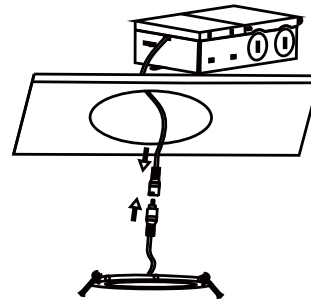


Fig3

### STEP4:

Install the fixture to ceiling surface, as shown in Fig4.

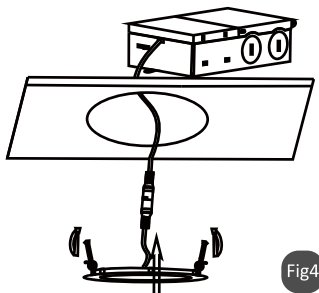


Fig4

### STEP5:

Turn on the power after installation, check the fixture can work well, as shown in Fig5.




Fig5

## SPECIFICATION

Model	BRT-DUT-RD-306-5CCT	BRT-DUT-RD-409-5CCT	BRT-DUT-RD-615-5CCT
Size	3in	4in	6in
Shape	Round	Round	Round
Watts	6W	9W	15W
Light Output(LM)	390LM	675LM	1200LM
Color Temperature(K)	5CCT Selectable		
Lifetime	50000H		
The Dimming Mode	Triac Dimming		
Approved Location	Wet Location		
Operating Temp	-20~40°C		
Beam	120°		