



BRIGHT LED

E-mail: sales@brightledtx.com
info@brightledtx.com



P/N: BRT-CLW07-100WXYA1-acK

Note:

BRT= Company name

CLW07 = Product series, LED Corn Light

100W = Rating Power

X = LED manufacturer, A=EPISTAR, B=SAMSUNG

Y = represents diffuser types: "F" for frosted type and "C" for clear type

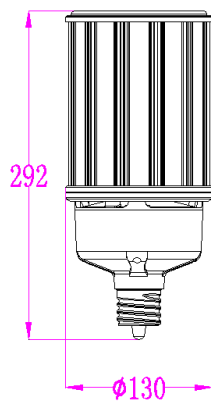
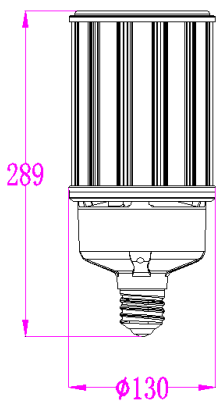
a=represent the lamp base type, can be "E" for E39, "EX" for EX39

c=represents CCT, can be two digital

DIMENSIONS

E39

EX39



NOTICE FOR USER

- ◆ Please turn off power before install or change assembly parts.
- ◆ The input voltage and lamps should be matched, after connecting the power line, Please make sure the wiring section is insulated.
- ◆ Make sure to remove or bypass the ballast in the fixtures before install the lamps.
- ◆ Suitable for damp locations. Do not use with dimmers.
- ◆ Suitable for use in enclosed luminaires, min. lamp compartment dimensions: 450*280*280MM.
- ◆ No-professionals, must not install and disassemble the lamps.

ADVANTAGE

- UL certificate.
- E39 EX39 lamp base.
- 360 degree lighting.
- Can be with clear or frosted cover.
- IP65 Waterproof Rating.
- Big heat sink, NO fan.
- Internal driver, input voltage AC100-277V.
- Meet 6KV surge immunity level
- Sealant pouring for whole driver and lamp plastic housing.
- Long lifespan and good heat dissipation.
- Direct replacement for Metal Halide, easy installation.
- Fits many different fixtures to replace traditional lamps.

APPLICATION

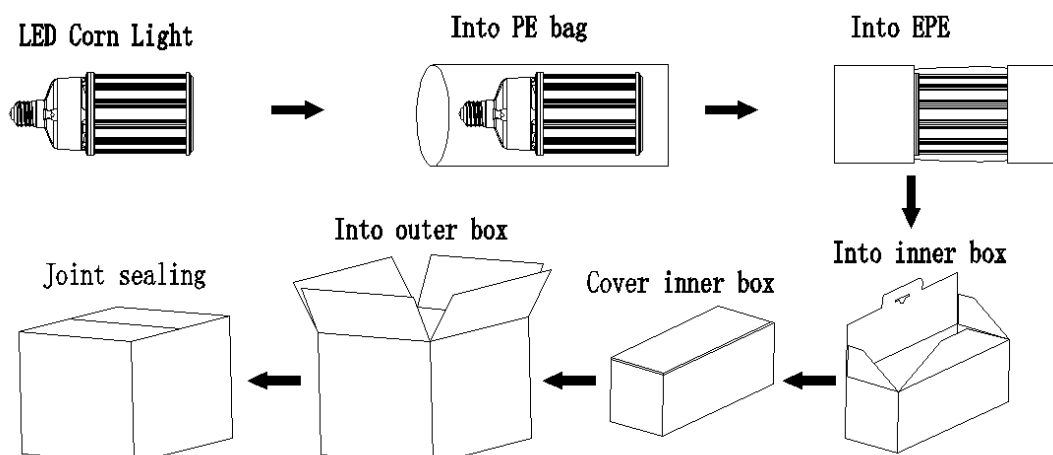
- Widely used in supermarket, warehouse, garage, home, office, hotel, hospital, school, street, garden etc.

SPECIFICATIONS

OPTICAL	Input Power	100W
	Lumen	13000-14000 LM (Clear) / 11500-12500 LM (Frosted)
	Lumen Efficacy	130-140M/W (Clear) / 115-125 LM/W (Frosted)
	Color Temperature	2700-6500K
	CRI	>80
	Viewing Angle	290 Degree
ELECTRICAL	Input Voltage	100-277VAC 50/60Hz
	PF	≥0.9
	THD	≤20%
	Equivalent	200W CFL, 250W MHL/HPS/HID
MATERIALS	LED Brand	SAMSUNG
	LED Type	SMD2835
	LED QTY	288 PCS
	Housing	PC + Aluminum
	Housing Color	White + Sliver
	Cover	Clear / Frosted
	Waterproof Rating	IP65
OTHERS	Operating Temperature	-40°C TO 45°C
	Operating Humidity	20%-70% RH
	Storage Temperature	-40°C TO 80°C
	Storage Humidity	10%-75% RH
	Warranty Time	5 Years

PACKAGE

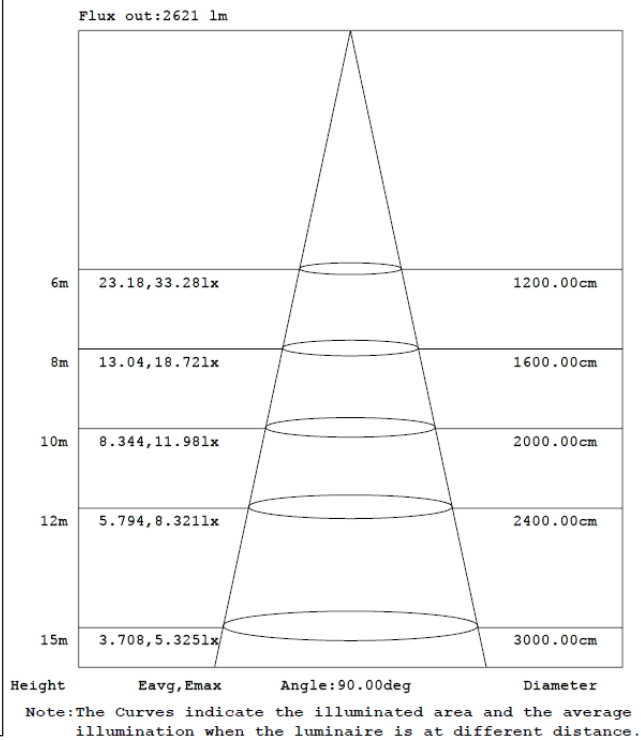
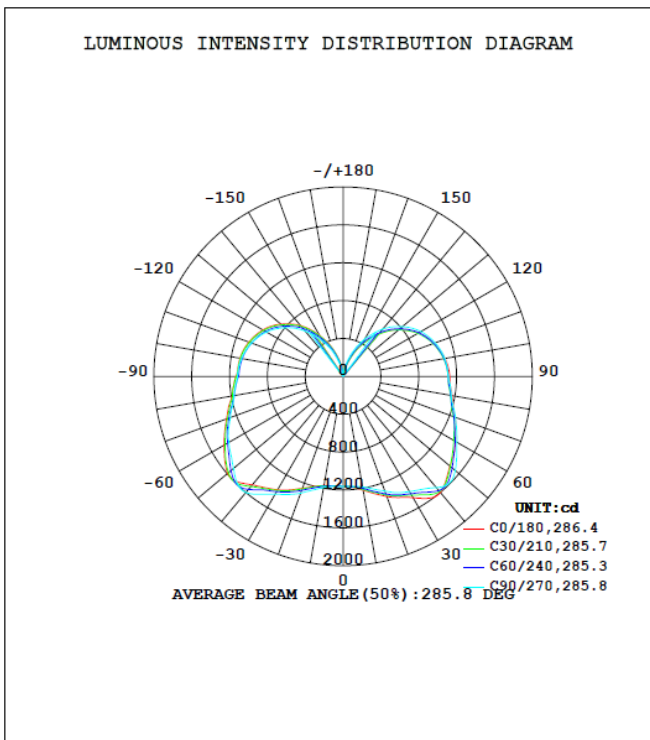
	Size	Qty / Carton	Net Weight / Carton	Gross Weight / Carton
Inner box	330*165*165 MM	1 PC	1.56 KG	1.7 KG
Outer box	510*345*350 MM	6 PCS	9.4 KG	11.2 KG



LIGHT DISTRIBUTION TESTING PARAMETERS

Remark: The testing data comes directly from the product test.

DATA OF LAMP		PHOTOMETRIC DATA				Eff: 140.43 lm/W
MODEL		I _{max} (cd)	1631	S/MH (C0/180)		1.94
NOMINAL POWER (W)	100	LOR (%)	100.0	S/MH (C90/270)		1.97
RATED VOLTAGE (V)	120	TOTAL FLUX (lm)	13801	η UP, DN (C0-180)		19.3, 30.8
NOMINAL FLUX (lm)	13800.9	CIE CLASS	SEMI-D.	η UP, DN (C180-360)		19.1, 30.7
LAMPS INSIDE	1	η up (%)	38.4	CIBSE SHR NOM		2.00
TEST VOLTAGE (V)	120	η down (%)	61.6	CIBSE SHR MAX		0.00



TROUBLE SHOOTINGS

Troubles	Check points
Flickering of the light	Turn off the power and turn on again in 3 minutes. If same phenomena occur, then call agencies.
Out of working	Please check the connection.