



**BRIGHT LED**

E-mail: [sales@brightledtx.com](mailto:sales@brightledtx.com)  
[info@brightledtx.com](mailto:info@brightledtx.com)



P/N: BRT-S-G11-150WCT3A1-**abcdef**

**Note :**

The letter "a" can be any two letters to represent lamp colors; "BH = Black 、 WH = White 、 BR = Brown or Customized

The letter "b" represent photocontrol, which can be "3RP", "3NP", "5RP", "5NP", "7RP", "7NP" for Photocontrol type provided or blank for no Photocontrol provided.

The letter "c" represent surge protector, can be "10SP", "20SP" for Surge-Protective Device type provided or blank for no Surge-Protective Device provided.

The letter "d" can be "M" or blank for Motion Sensor provided or not.

The letter "e" represent bracket, can be "AM", "DM" and "FM" or not.

The letter "f" can be any two digits to represent CCT "40=4000K, 50=5000K, 57=5700K".


AM



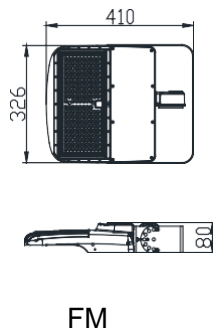
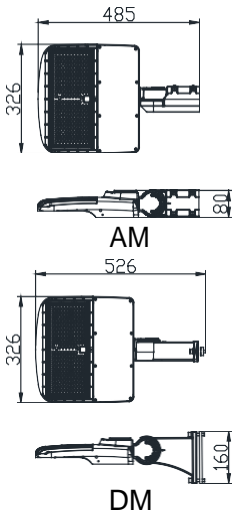
DM



FM



**DIMENSIONS**



**Advantage:**

- UL certificate.
- Seoul Chip, high CRI.
- IP65 driver, Input voltage 100-277Vac.
- Output constant current lever can be adjusted through output cable with 1-10V.
- No UV or IR in the beam.
- Easy to install and operate.
- Energy saving, Long lifespan.
- Light is soft and uniform, Safe to eyes.
- Instant start, NO flickering, NO humming.
- Green and eco-friendly without mercury.

**Application:**

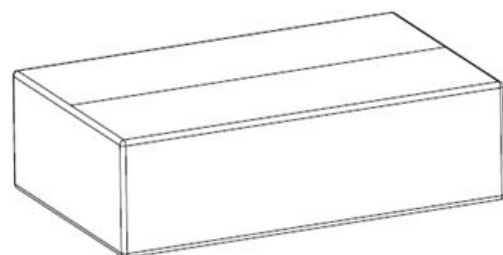
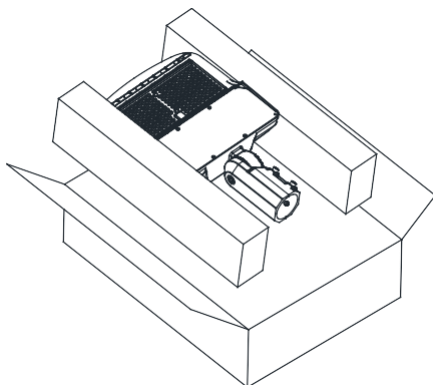
- Outdoor basketball court, tennis court.
- Badminton court, the football field.
- The school playground, stadium.
- Community leisure entertainment plaza, road lamp etc.

## SPECIFICATIONS

<b>OPTICAL</b>	Input Power	150W
	Lumen	19500-21000LM
	Lumen Efficacy	130-140 LM/W
	Color Temperature	4000K, 5000K, 5700K
	CRI	>70
	Viewing Angle	160*96 Degree (Type III)
<b>ELECTRICAL</b>	Input Voltage	100-277VAC 50/60Hz
	PF	≥0.9
	THD	≤20%
	Driver Model	SOSEN SS-150VA-56B
	Optional Accessory	Photocell / Surge protector/ Motion sensor/Socket
<b>MATERIALS</b>	LED Brand	Seoul
	LED Type	3030
	LED QTY	189PCS
	Housing	Aluminum Alloy
	Housing Color	Black / Brown/white/Customized
	Waterproof Rating	WET (IP65)
<b>OTHERS</b>	Operating Temperature	-40°C TO 50°C
	Operating Humidity	10%-90% RH
	Storage Temperature	-40°C TO 80°C
	Storage Humidity	10%-95% RH
	Warranty Time	5 Years

## PACKAGE

Stent Type	Lamps Net Weight	Size	Qty/ Carton	Weight/ Carton
AM	4.9Kg	555*375*160MM	1	5.8Kg
DM	5.5Kg	555*375*160MM	1	6.4Kg
FM	4.7Kg	555*375*160MM	1	5.6Kg



## LIGHT DISTRIBUTION TESTING PARAMETERS

### Luminaire Property

Luminaire Manufacturer:

Voltage: 119.6 V

Power: 151.99 W

Current: 1.272 A

Power Factor: 0.998

### Photometric Results

IES Classification: Type III

Total Rated Lamp Lumens: 20080.9 lm

Efficiency: 100%

Upward Ratio: 1%

Central Intensity: 240 cd/klm

Pos of Max. Intensity: H180 V68

Longitudinal Classification: Medium

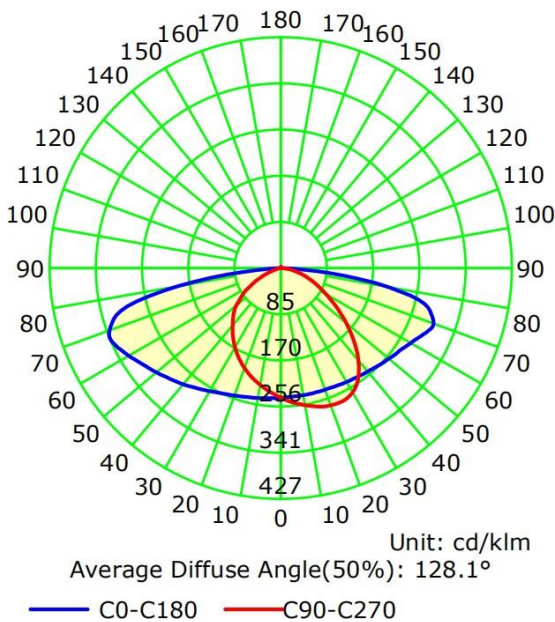
Measurement Flux: 20080.9 lm

Downward Ratio: 99%

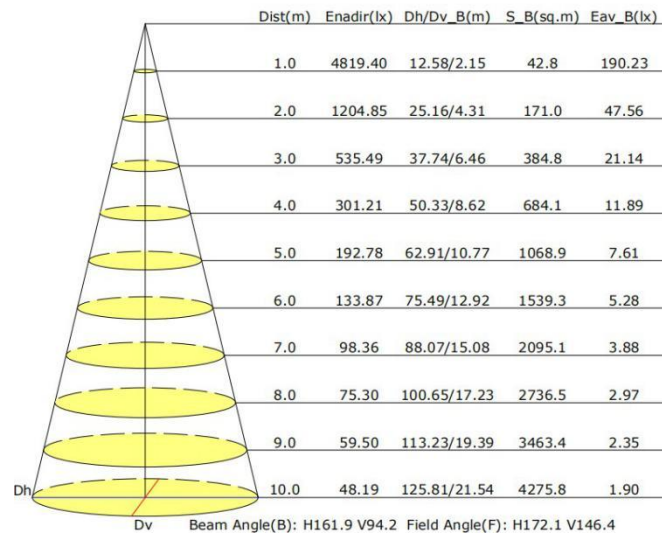
Luminaire Efficacy Rating (LER): 132.17

Max. Intensity: 341.81 cd/klm

Luminous Intensity Distribution Curve



Illuminance at a Distance



## NOTICE FOR USER

- Please turn off power before install or change assembly parts.
- The input voltage and lamps should be matched, after connecting the power line, Please make sure the wiring section is insulated.
- No-professionals, must not install and disassemble the lamps.

## TROUBLE SHOOTINGS

Troubles	Check points
Flickering of the light	Turn off the power and turn on again in 3 minutes. If same phenomena occur, then call agencies.
Out of working	Please check the connection.